

Q-ACTIVE

Technical information



Quality standard

EN 527-1:2011

EN 527-2:2016+A1:2019

10 year Warranty

See Warranty statement

Other documents available for this product

User manual for Q-ACTIVE sit-stand desks



Technical information

Desktop

- 25 mm MFC (melamine) with 2 mm ABS edging;
- With or without a cut-out for grommet and wire management;
- With or without a scallop for wire management.

Adjustable telescopic frame

- Strut rectangular steel tubes: 850 x 40 x 20 mm; 1020 x 35 x 15 mm;
- Side support steel L shape: 500 x 65 x 35 mm;
- Adjustment range – 600 mm;
- Powder-coated metal, matching the colour of the columns and feet.

Lifting columns

- Three (3) level columns;
- Rectangular tube dimensions: 80 x 60 mm, 70 x 50 mm, 60 x 40 mm;
- Two motors;
- Lifting speed: up to 40 mm/sec.;
- Noise level <48 dB / Silent: 38 dB;
- Stroke length: 650 mm;
- Maximum desk lifting capacity (desktop included): 90 kg;
- Powder-coated metal, matching the colour of the frame and feet;
- Glide system solution protects the desk columns from possible paint scratches;
- Soft start and soft stop;
- Anti-collision feature integrated into the columns.

Feet

- Metal sheet with a welded profile for stability;
- Dimensions: 700 x 60 x 20 mm;
- Plastic feet with height levelling (+10 mm);
- Powder-coated metal, matching the colour of the frame.

Types of height adjustment button

UA button (1)

- Up and down drive, with 2 memory positions.

VA button (2)

- Up and down drive, 2 memory positions and a screen that shows the current height.

1



2




Electrical specification

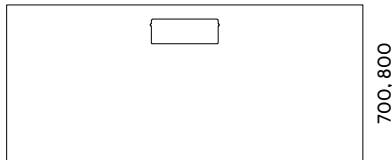
Electronic data power unit

- Input: 100-240 VAC;
- Frequency: 50/60 Hz;
- Power Plug: 2-pole, EU inc. EU, UK, US (EU compatible with CH and FR);
- Energy consumption: standby 0.05 W;
- Operating Cycle: 1 minute on, 9 minutes off.

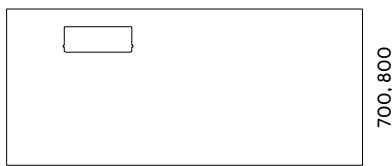
Range



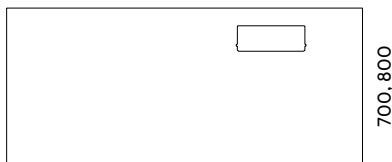
1000, 1200, 1400, 1600, 1800*, 2000*



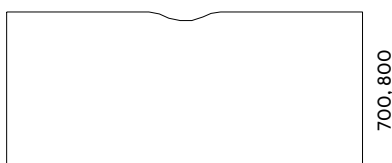
1000, 1200, 1400, 1600, 1800*, 2000*



1200, 1400, 1600, 1800*, 2000*



1200, 1400, 1600, 1800*, 2000*



1000, 1200, 1400, 1600, 1800*, 2000*

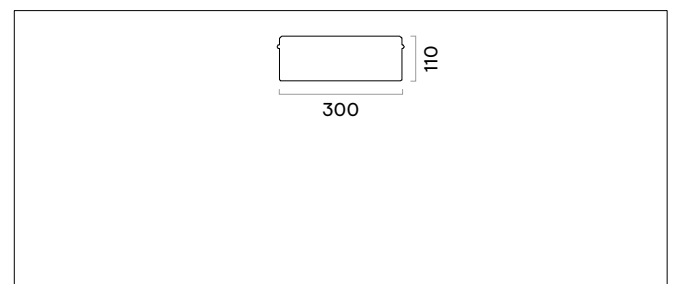


W 865-1700

D 700

H 617-1267

Dimensions of cut-out for the metal desk grommet ZNZ010



*Available only with the 800 depth desktops

Additional information


- The desk is compatible with the following universal accessories:



Metal grommet



Cable trays



Cable ducts



Power socket blocks



Undermount metal drawers

- The Q-ACTIVE collection is compatible with most screen collections in the NARBUTAS portfolio. Our recommended screens in combination with the Q-ACTIVE sit-stand desk are:



EASY



NOVA Fabric



NOVA Fabric with metal frame



NOVA Plexiglas



MODUS




TOP 530



Desk 760

- The desk with full height adjustment components and a tabletop can be assembled in only 9 minutes. The metal components arrive in a smart package that optimises space and includes all necessary parts (telescopic frame, height adjustable columns and metal feet). This helps the user to assemble the full desk much more quickly. Most of the electrical components arrive semi-assembled with ready-made cable connections. See the assembly instructions for more details.



- The desk is equipped with an integrated anti-collision technology that minimises the risk of damage caused by squeezing or blocking obstacles in an up and down direction.



!

Important: Does not work if a collision happens during the initialisation phase. The desk will not stop if a collision happens within the 1st second of use, or after the button on the control unit has been released. The desk will not stop if a collision happens over too long a time and with a very soft object.

- The desk control system protects itself from electrical overload. Every minute of operation must be followed by 9 minutes of inactivity. The duty cycle factor of the desk is 1:9. If this limit is exceeded, the desk will become inoperable until the control box resets automatically. Please wait for at least 9 minutes and try again before proceeding.